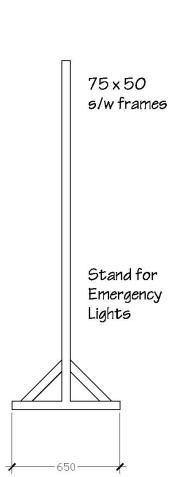
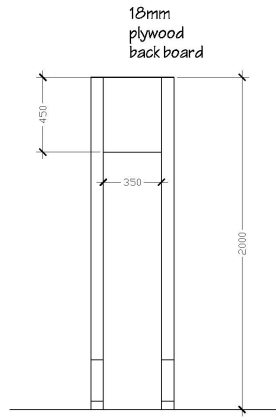


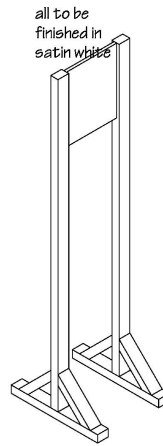
• All dimensions must be checked on site by the contractor prior to construction
 • Do not scale off this drawing for construction purposes
 Any discrepancies between drawings and / or specifications should be reported to the designer prior to any work commencing



SIDE VIEW



FRONT VIEW



3D VIEW

THIS COPY HAD BEEN MADE BY OR WITH THE AUTHORITY OF RYEDALE DISTRICT COUNCIL PURSUANT TO SECTION 47 OF THE COPYRIGHT DESIGNS AND PATENTS ACT 1988. UNLESS THAT ACT PROVIDES A RELEVANT EXCEPTION TO COPYRIGHT, THE COPY MUST NOT BE COPIED WITHOUT THE PRIOR PERMISSION OF THE COPYRIGHT OWNER.

matthews  **mee**

interior design & architecture

The House, 36A High Road, Wakefield, WF1 1DY
 Tel: 01924 333042 Fax: 0844 443 8733
 www.matthewsmee.co.uk

Drawn by Designer: _____ Checked by Designer: _____
 Date: _____ Date: _____

Drawn by: NTS Date: Jun'18
 Checked by: JNM Date: Jun'18

Title:
**PROPOSED STAND
 EMERGENCY LIGHTS
 HOWSHAM HALL
 HOWSHAM**

Client:
DINE LTD

Drawing No:
MM1332/20.01

© MatthewMee Ltd